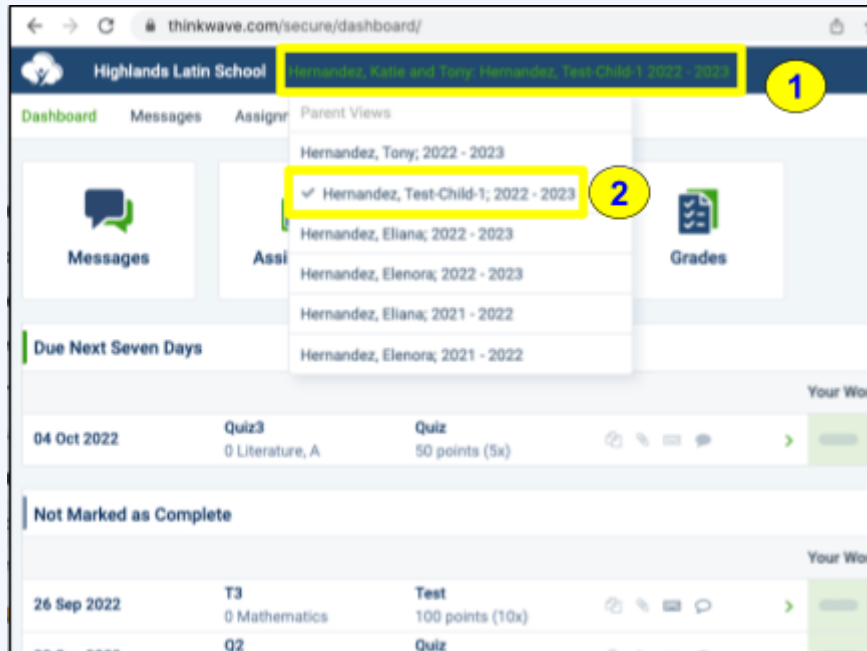


# ThinkWave Parent Instructions

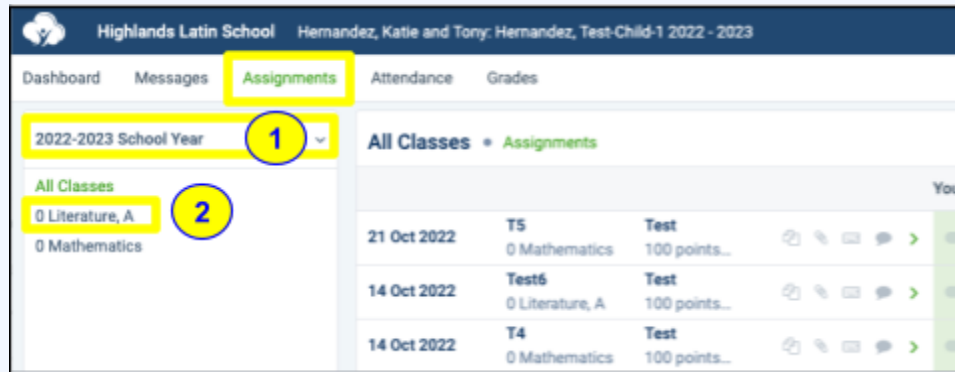
Dear HLS Parents,

To view a child's grades in ThinkWave,

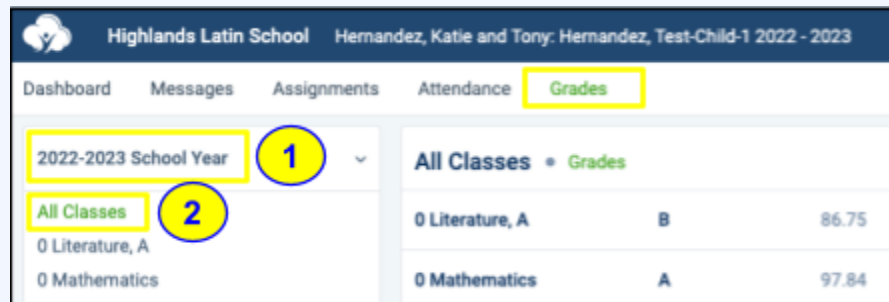
- I. Visit [www.thinkwave.com](http://www.thinkwave.com)
- II. Login with the Username and Password you selected.
  - A. Once logged in:
    1. Place the mouse cursor over the Name-Year drop-down menu at the top center of the page.
    2. Select a Child's Name and School Year.



- III. View "Assignments":
  1. Select the School Year or Term (Trimester 1, 2, or 3)
  2. Select the Course



- IV. View "Grades"
  1. Select School Year or Term
  2. Select "All Classes" or a class



- V. Notes:
  - A. Not all content is available from a mobile browser. Use a desktop or laptop for full access.
  - B. If you cannot see some content, expand your browser window.

Thank you for partnering with us HLS, through the use of ThinkWave, to manage student grades.

Please contact the Teacher or Principal with questions about a class.

Please contact Tony Hernandez [thernandez@hls.org](mailto:thernandez@hls.org) with questions about ThinkWave.